

Series PCW PC Wiring System Connector Cable

For Connection of PLC Input/Output Card to PCW Unit

- PLC input/output card to PCW branch unit
- PLC input/output card to PCW 32 point unit

PCW—02—005

Lead wire length

Symbol	Lead wire length
005	0.5 m
010	1 m
015	1.5 m
020	2 m
030	3 m
050	5 m

Power supply line

Symbol	Power supply line
Nil	Yes
N	No

Contact your SMC sales representative regarding connector cables with lead wire lengths other than those in the table above.

Specifications

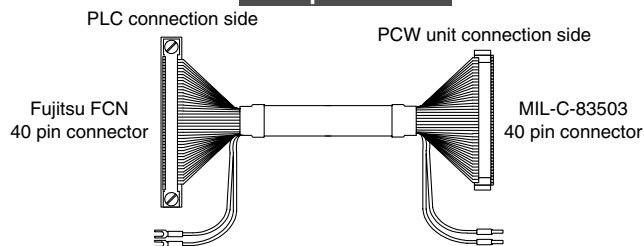
Symbol	Specifications
02	Standard specifications
05	For connection of PCW unit for Keyence Corp. PLC I/O card (KZ-C32X, KZ-C32T)
06	For connection of PCW unit for Hitachi Ltd. PLC I/O card (XDC24D2H, YTR24DH)

Note) When using a PCW unit equipped with Fujitsu FCN connector, contact your SMC sales representative as the connector cable is different.

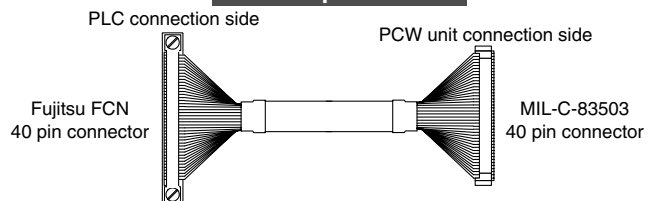
Dimensions

Series PCW-02

With power lines

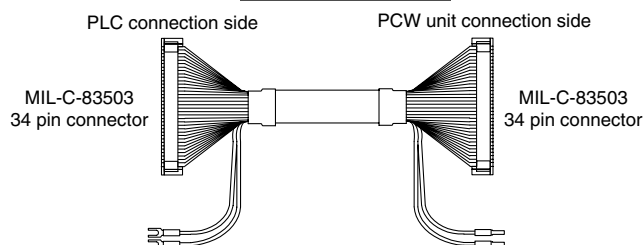


Without power lines

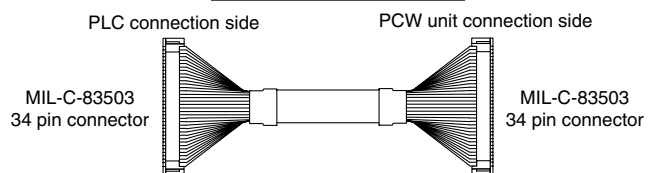


Series PCW-05

With power lines

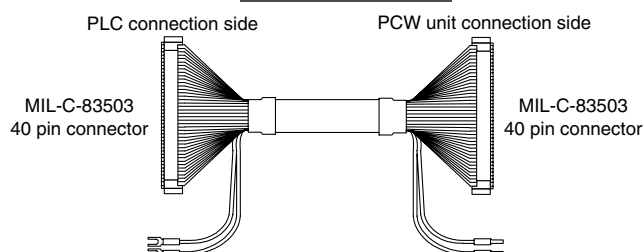


Without power lines

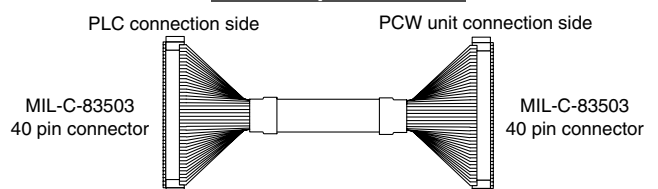


Series PCW-06

With power lines



Without power lines



Series PCW PC Wiring System

Connector Cable

Branch Unit: Connection of PLC Direct Connecting Type to PCW Unit

- Branch unit: Connection of PLC direct connecting type to PCW 16 point unit
- Branch unit: Connection of PLC direct connecting type to PCW 8 point unit

PCW—04 —005

• Lead wire length

Symbol	Lead wire length
005	0.5 m
010	1 m
015	1.5 m
020	2 m
030	3 m
050	5 m

Contact your SMC sales representative regarding connector cables with lead wire lengths other than those in the table above.

• Power supply lines

Symbol	Power supply lines
Nil	Yes
N	No

Branch Unit: Connection of PLC Direct Connecting Type to Manifold Solenoid Valves

- Branch unit: Connection of PLC direct connecting type to manifold solenoid valves

PCW—04 —005

• Lead wire length

Symbol	Lead wire length
005	0.5 m
010	1 m
015	1.5 m
020	2 m
030	3 m
050	5 m

Contact your SMC sales representative regarding connector cables with lead wire lengths other than those in the table above.

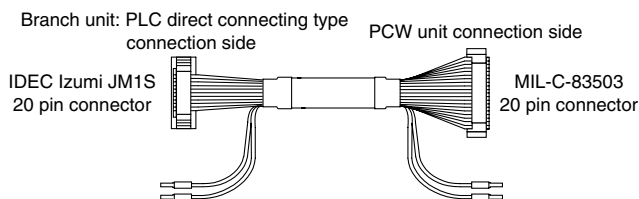
• Power supply lines

Symbol	Power supply lines	Applicable manifold solenoid valve kit
V	Yes	G kit
N	No	J kit

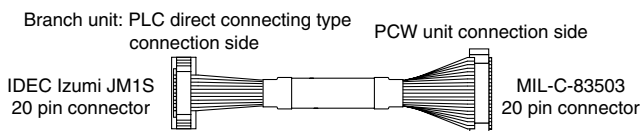
Refer to page 55 and "Best Pneumatics Vol. 1" for details regarding applicable manifold solenoid valves.

Dimensions

With power lines

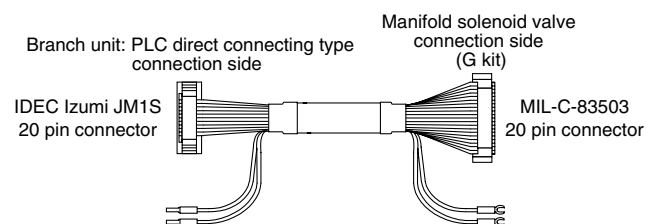


Without power lines



Dimensions

With power lines



Without power lines

