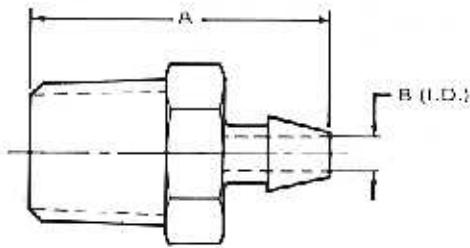
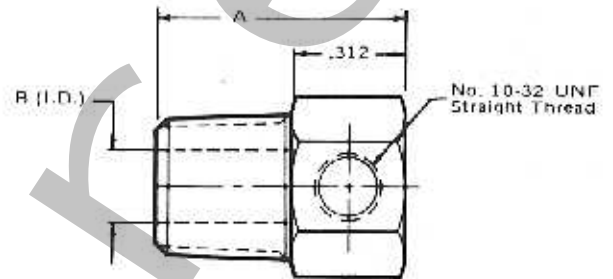


NUMATROL® II
PRODUCT OF NUMATICS, INC.



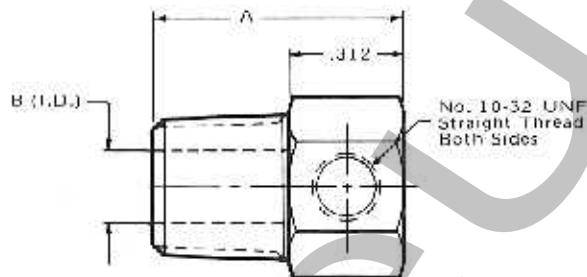
CONNECTOR (TUBE TO MALE THREAD)

| PART NUMBER | TUBE O.D. I.D. | MALE THREAD | HEX | A | B |
|-------------|----------------|---------------|------|------|------|
| 134-223A | 1/4 1/8 | 1/8 NPTF | .438 | .84 | .109 |
| 134-224A | 1/4 1/8 | 10-32 TAPERED | .250 | .62 | .109 |
| 134-236A | 1/8 1/16 | 10-32 TAPERED | .250 | .54 | .047 |
| 134-232A | 1/4 1/8 | 1/4 NPTF | .562 | 1.11 | .109 |



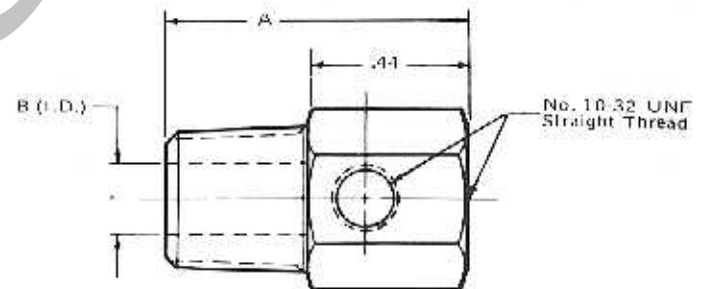
ELBOW (MALE TO FEMALE THREAD)

| PART NUMBER | MALE THREAD | HEX | A | B |
|-------------|---------------|------|-----|------|
| 134-225A | 1/8 NPTF | .438 | .70 | .203 |
| 134-226A | 10-32 TAPERED | .375 | .54 | .109 |
| 134-231A | 1/4 NPTF | .562 | .88 | .265 |



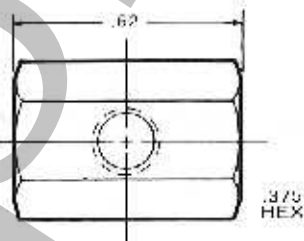
BRANCH TEE (MALE TO FEMALE THREAD)

| PART NUMBER | MALE THREAD | HEX | A | B |
|-------------|---------------|------|-----|------|
| 134-227A | 1/8 NPTF | .438 | .70 | .203 |
| 134-228A | 10-32 TAPERED | .375 | .54 | .109 |
| 134-235A | 1/4 NPTF | .562 | .88 | .265 |

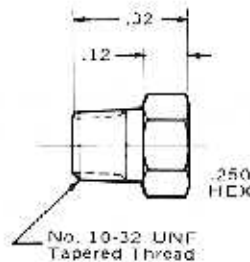


RUN TEE (MALE TO FEMALE THREAD)

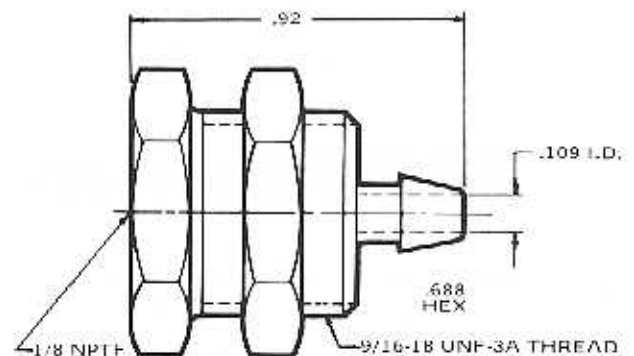
| PART NUMBER | MALE THREAD | HEX | A | B |
|-------------|---------------|------|-----|------|
| 134-233A | 10-32 TAPERED | .375 | .68 | .109 |
| 134-234A | 1/8 NPTF | .438 | .84 | .203 |



LINE TEE 134-229A
Has (3) No. 10-32 UNF Straight Taps



PLUG 129-127A



BULKHEAD ADAPTER 134-238A
1/4 Tube to 1/8 NPTF Female Thread

CONDUIT and ACCESSORIES

NUMATROL® II
PRODUCT OF NUMATICS, INC.

| | |
|---|----------|
| TUBE TIE, NYLON | 137-102A |
| STICK ON TUBE NUMBERS (Consists of 1 card with 36 identical tapes per card. Specify tube number desired when ordering.) | 137-123P |

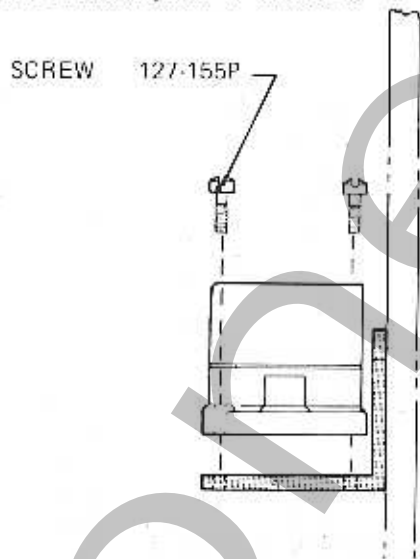
CONDUIT:

Signal lines extending beyond the Numatrol II control cabinet should be either of hard tubing or enclosed in conduit. The standard practices of installing conduit, as established by the electrical industry, should be followed.

| PARTS LIST | | | |
|--|----------|--------------|------|
| DESCRIPTION | NUMBER | NO. OF TUBES | |
| | | REC. | MAX. |
| 1/2" EXTRA FLEXIBLE LIQUID TIGHT CONDUIT | 135-108P | 3 | 3 |
| 3/4" EXTRA FLEXIBLE LIQUID TIGHT CONDUIT | 135-109P | 6 | 7 |
| 1" EXTRA FLEXIBLE LIQUID TIGHT CONDUIT | 135-110P | 9 | 10 |
| 1-1/4" EXTRA FLEXIBLE LIQUID TIGHT CONDUIT | 135-111P | 18 | 19 |
| 1-1/2" EXTRA FLEXIBLE LIQUID TIGHT CONDUIT | 135-116P | 29 | 26 |

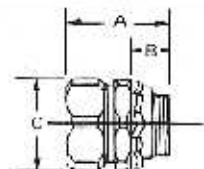
MOUNTING BRACKET KIT, NO. 229-426A:

A mounting bracket is available to accept Numatrol II components and which may be mounted on surfaces other than a Numatrol II control panel or enclosure.



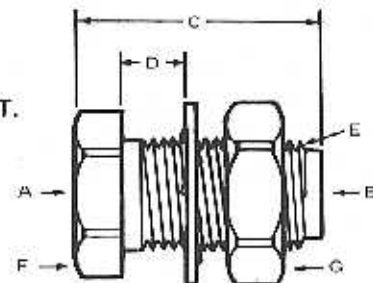
| ACCESSORIES | |
|--|----------|
| DESCRIPTION | NUMBER |
| 1/2" LIQUID-TIGHT CONDUIT STRAIGHT CONNECTOR | 134-153P |
| 3/4" LIQUID-TIGHT CONDUIT STRAIGHT CONNECTOR | 134-154P |
| 1" LIQUID-TIGHT CONDUIT STRAIGHT CONNECTOR | 134-155P |
| 1-1/4" LIQUID-TIGHT CONDUIT STRAIGHT CONNECTOR | 134-156P |
| 1-1/2" LIQUID TIGHT CONDUIT STRAIGHT CONNECTOR | 134-162P |
| FERRULE, 1/2" LIQUID-TIGHT CONNECTOR | 134-157P |
| FERRULE, 3/4" LIQUID TIGHT CONNECTOR | 134-158P |
| FERRULE, 1" LIQUID-TIGHT CONNECTOR | 134-159P |
| FERRULE, 1-1/4" LIQUID-TIGHT CONNECTOR | 134-160P |
| FERRULE, 1-1/2" LIQUID-TIGHT CONNECTOR | 134-168P |

STRAIGHT CONNECTOR DIMENSIONS



| FLEXIBLE CONDUIT SIZE | STD. TAPER PIPE THREAD SIZE | DIMENSIONS* | | |
|-----------------------|-----------------------------|-------------|-----|------|
| | | A | B | C |
| 1/2" | 1/2" - 14 | 1.44 | .62 | 1.06 |
| 3/4" | 3/4" - 14 | 1.50 | .62 | 1.31 |
| 1" | 1" - 11-1/2 | 1.62 | .75 | 1.56 |
| 1-1/4" | 1-1/4" - 11-1/2 | 2.00 | .62 | 2.12 |
| 1-1/2" | 1-1/2" - 11-1/2 | 2.25 | .62 | 2.50 |

BULKHEAD ADAPTER Female P.T. to Female P.T.



| DIMENSION CHART | | | | | | | |
|-----------------|---------------|------------|-------------|----------------------|------------|-------------|-------------|
| Part Number | A Pipe Thread | B Opening | C Length | D Bulkhead Thickness | E Thread | F Hex | G Hex |
| 134-151P | 1/8 | .33 (8.3) | 1.50 (38.1) | .87 (22.1) | 5/8 - 18 | .87 (22.1) | .94 (23.8) |
| 134-149P | 1/4 | .42 (10.7) | .94 (23.8) | .25 (6.4) | 3/4 - 16 | 1.00 (25.4) | 1.12 (28.4) |
| 134-150P | 1/2 | .69 (17.5) | 1.50 (38.1) | .62 (15.7) | 1-1/8 - 14 | 1.25 (31.8) | 1.50 (38.1) |

*Left dimension = inches. Right dimension (in parentheses) = millimeters.