


*MSQB1A (Size:1)*




# Rotary Table

Series MSQ

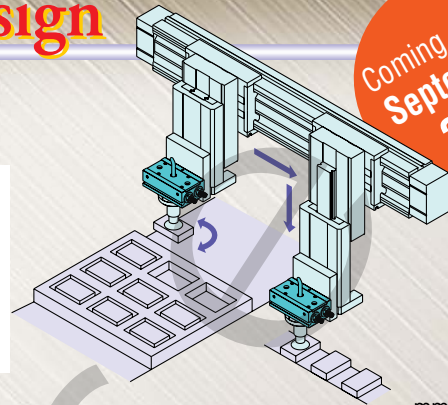
Size:1, 2, 3, 7

# Compact and light weight design

Coming out in September, 2001



Size サイズ	Model 型式	Weight(g) 質量
1	MSQB1A	70
2	MSQB2A	105
3	MSQB3A	150
7	MSQB7A	250



Size サイズ	Model 型式	A	B	C	D
1	MSQB1A	50.5	28	25	16
2	MSQB2A	56	30	28	18
3	MSQB3A	60	34.5	30.5	20.5
7	MSQB7A	73.5	41	34.5	23

Scale: 100% (MSQB1A)

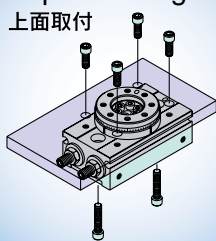
## Flexible mounting

Compact design also saves space for wiring and piping.

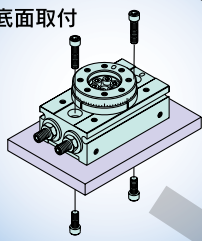
ボディの小型化だけでなく、配線、配管処理も含めて省スペース化を実現。

### Free mounting フリーマウント

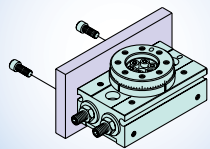
Top mounting  
上面取付



Bottom mounting  
底面取付

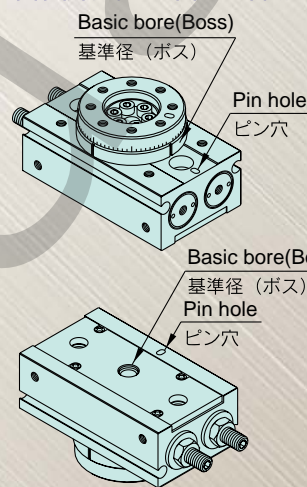


Side mounting  
側面取付



### Easy alignment for mounting

本体取付時の芯出しが容易

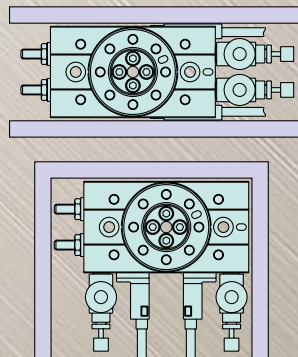


### Wiring and piping direction can be selected depending on mounting conditions.

取付条件に応じて選べる配線、配管方向

Example: Auto switch & speed controller mounting.

オートスイッチ、スピードコントローラ取付例



### Effective torque 実行トルク

